



**The Portland Hospital**  
for Women and Children

## SUPPLEMENTARY INFORMATION FOR THE BABY CIRCUMCISION CLINIC AT THE PORTLAND HOSPITAL

1. **General information**
2. **Location**
3. **Fees**
4. **Who will be performing the circumcision?**
5. **Baby circumcision pathway & plastibell procedure**
6. **Checklist before booking**
7. **Checklist before coming to the hospital / clinic**

## **1. General Information**

The baby circumcision clinic is a service offered by The Portland Hospital for new born babies up to the age of 8 weeks.

**Please note:** The hospital and the Consultant are governed by guidelines that can be found here: <http://www.nhs.uk/conditions/Circumcision/Pages/Introduction>

If you wish to have a private consultation on the various aspects for baby circumcision, you are able to make an appointment to see Mrs Patil at her consulting rooms in The Portland Paediatric Outpatients department, 234 Great Portland Street. Consultation bookings are made via HCA Connect on 020 7079 4399

**Note:** The fee for a private consultation is £350  
The above fee is not inclusive of the circumcision procedure.

### **About Mrs Patil**

Mrs Patil is a full time Paediatric Urology Consultant who provides the Portland with the circumcision service.

She works at the Evelina Children's Hospital which is part of Guy's & St Thomas' NHS Foundation Trust in London.

As well as the above Mrs Patil specialises in Paediatric Urology with a special focus on kidney problems, hypospadias, buried penis repair, bladder reconstructions and foreskin related problems.

Clinics are held at The Portland Hospital consulting rooms and if you would like to make an appointment to discuss any of the above issues, please contact HCA Connect on 020 7079 4399

## **2. Location**

The baby circumcision clinic is run from the Day Care Unit on the ground floor in the main hospital building at 209 Great Portland Street.

For directions to the hospital – please visit [www.theportlandhospital.com](http://www.theportlandhospital.com)  
Please report at main reception. You will be directed to the registration desk at the Day Care Unit where the procedure will take place.

## **3. Fees**

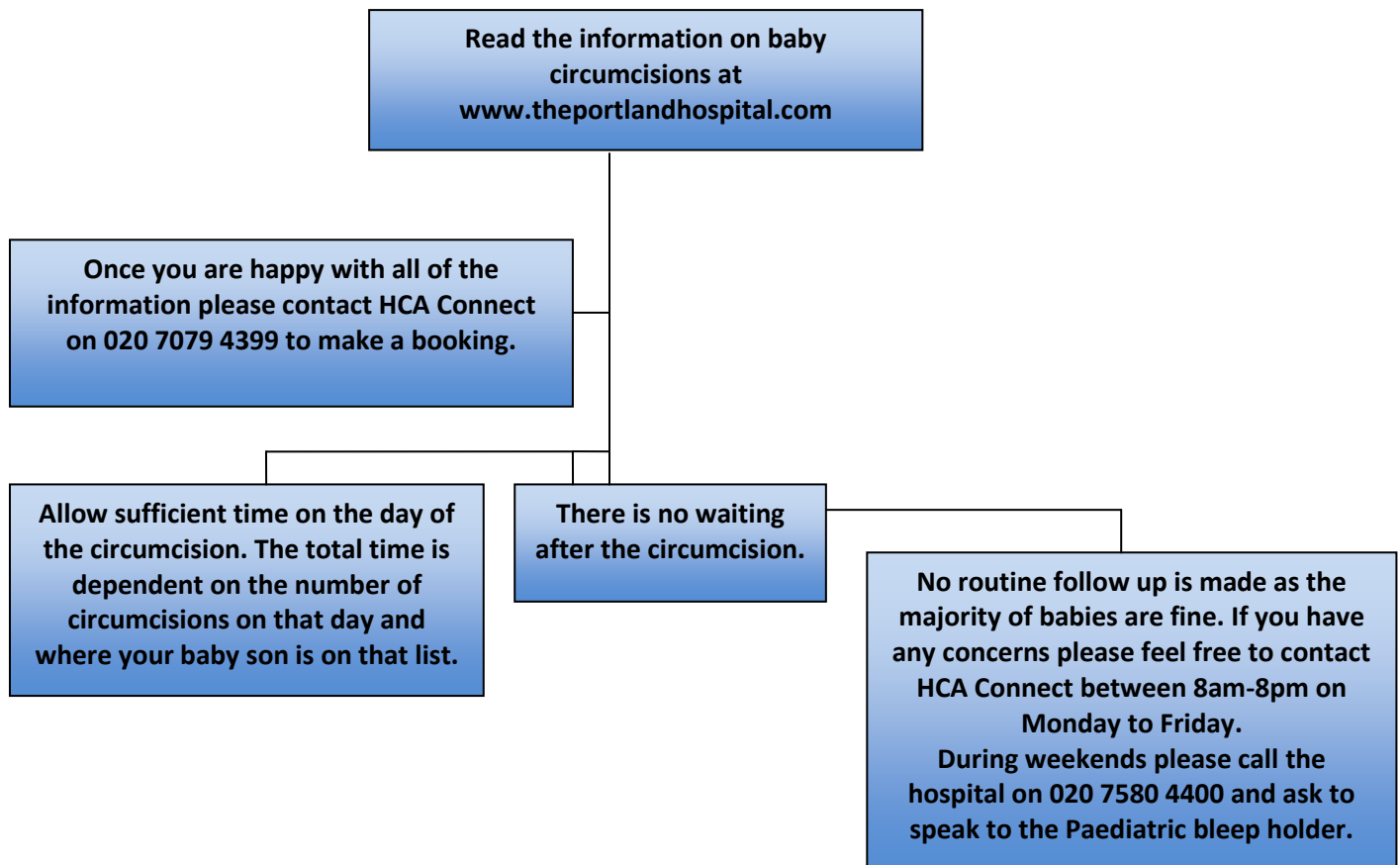
The cost of the circumcision procedure is £737. This includes the hospital fee and Mrs Patil's professional fee.

The fee will be collected at registration and we accept credit cards, cheques and cash.

#### 4. Who will be performing the circumcision?

Mrs Patil performs all the circumcisions using a plastibell procedure.

#### 5. Baby circumcision pathway:



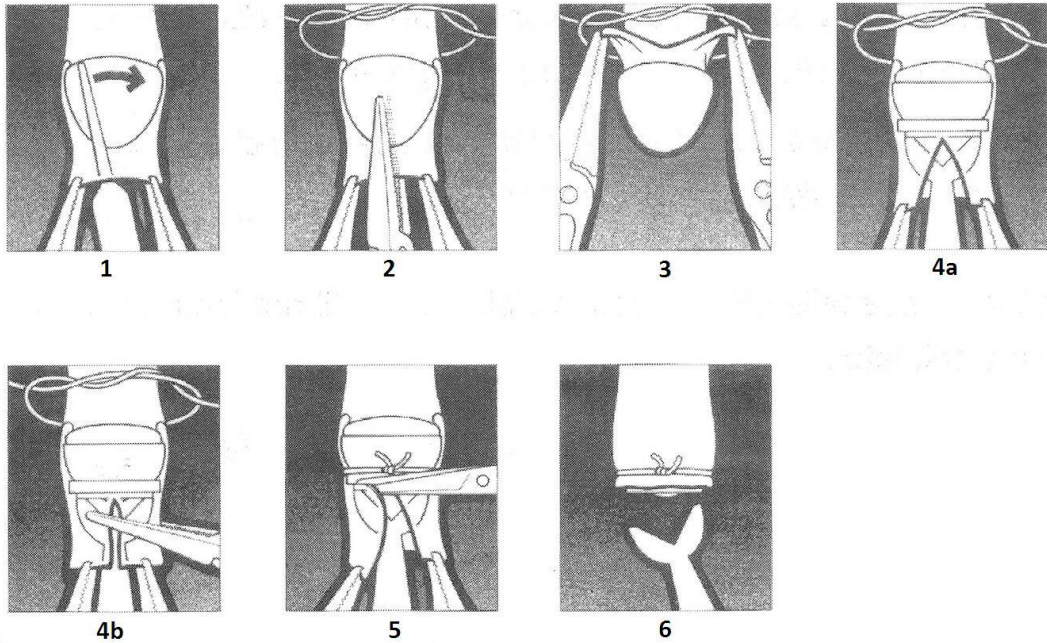
#### The plastibell circumcision procedure

The plastibell (a bell shaped plastic device) will be used for your baby's circumcision.

The following narrative refers to the diagrams below:

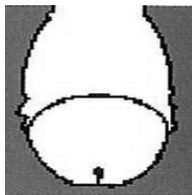
1. Separation of inner foreskin from the glans (head of penis) all around.
2. Making a cut in the foreskin.
3. Pulling back the foreskin to expose the glans (head of penis).
- 4.(a) Placing an appropriate size of plastibell and drawing the foreskin over it.  
(b) Placing a ligature (thread) in the groove on the plastibell.
5. Removing the skin beyond the tied thread
6. Breaking the handle of the plastibell leaving the plastibell device and a ligature on.

- A rim of skin is left to avoid the ring falling off now.
- This will gradually turn black and shrivel like the umbilical cord.
- The penis above the circumcision site, in the diagram, will look swollen and red until the ring falls off. This will gradually get better in a few days after the ring has fallen off.
- The plastibell device usually falls off average a week (range after 2 to 11 days) and it starts by splitting at the ligature level.



7. Appearance of penis after the ring has fallen off. When the device falls off, the circumcision site will not look healed until 3 to 4 weeks later.

Below is a diagrammatic appearance of penis after the plastibell circumcision.



### **Understanding the process of separation of the plastibell ring:**

The ring usually drops off in a week (2-11 days).

- Please remember that the plastibell ring does not fall off all at once. There is a thread holding the ring in place on the penis. The skin separates from the ring along the thread, often leaving a small area of skin still attached. This will separate within a couple of days.
- Sometimes the ring has completely separated but will not fall off as the head of the penis is slightly swollen. As long as the ring moves easily around in a circle (like a ring on 'our' finger), it will eventually come off the head of the penis.

### **Pain relief** for the circumcision:

This is a very important aspect of your baby's circumcision. The following method of pain relief for newborn babies is used:

Local anaesthetic consists of application of Ametop gel to the area followed by local anaesthetic injection through the numbed skin. This is where a local anaesthetic cream is initially applied to the penis to numb the skin. It takes between 20 to 40 minutes for the cream to start working. This may be applied during the consultation. Then through the numbed skin, the injection of a local anaesthetic is administered prior to the circumcision. You may send your baby's pacifier if you use one with your baby that can be used to soothe your baby during the circumcision. This helps babies to be comfortable. In our experience this offers a very satisfactory level of pain relief allowing the surgeon to perform the circumcision without causing any discomfort to your baby.

Pain relief if required after the circumcision can be administered by giving your baby paracetamol (Calpol). You will be given a prescription for this at the time of consultation (amount of paracetamol based on your baby's weight) and you will be able to pick this up as an across the counter medication at any pharmacy.

### **What to expect post-circumcision**

The Circumcision site will heal naturally and should be treated as normal. The following may help you to know what to expect.

- Blood spots in the nappy or yellowish coating around the head of the penis.
- If the penis becomes soiled, the area should be cleaned with gauze dipped in warm water (do not use cotton wool).
- When changing the nappy, remove the old nappy carefully until the plastic white ring has dropped off the penis.
- You will notice that the head of the penis is red or bluish in colour and be swollen. This is the natural colour of the head of the penis and of no concern.
- Do not use creams or powders on the circumcision wound until the ring has dropped off as this is not necessary.

- The first time your baby passes urine, he will cry or be slightly irritated - comfort baby and settle him. We do not do anything to the opening from where your baby passes urine.
- Do not worry about the passing of urine, this will not affect the healing process.
- You may bath the baby the same or following day to suit your routine.

### **Complications**

The plastibell circumcision is a relatively safe procedure but there are potential complications in the range of 1 – 2% such as:

**1.** Bleeding from the surface of the tip (glans) of the penis or the ligature site. This is seen as spotting on the nappy. This spotting is entirely normal and happens as the circumcision involves separating the inner layer of the penile skin from the tip (head/glans) of the penis, leaving the glans exposed. If you see continuous drops of blood contact us.

**2.** Plastibell ring falling off early (the next day of the circumcision).  
There is no concern with this as the ring can fall off only when the skin has separated.

**3.** Plastibell ring does not fall off till 11 days. Sometimes despite the skin separating satisfactorily the plastibell ring does not fall off the head of the penis. Please contact us and you may need to bring your baby for us to cut the plastibell ring after giving your baby an injection of local anaesthetic.

**4.** Swelling of the tip of the penis. This is expected.

**5.** Adhesions between the skin of the penis and glans. To avoid this happening you need to pull back the skin away from the tip towards your baby so that the penile skin does not come over the head of penis and stay there (as this may cause the skin sticking to the head of penis).

**6.** Residual excess skin following circumcision. There is no need to remove the tiny amount of excess skin. However if you would like it to be removed then this will be treated as a separate day case under a general anaesthetic with separate charges for the hospital, surgeon and anaesthetist at a later date when your baby is older.

### **Post circumcision pain relief - For Babies up to 8 weeks of age.**

A prescription must be obtained for your baby from your Consultant prior to leaving the hospital following the circumcision. Instructions:

- Paracetamol (Calpol) can be obtained at the Portland Hospital Pharmacy or any other retail pharmacy with this prescription. The appropriate dose for your baby will be calculated and prescribed by your doctor. If your baby is unsettled on the night of the circumcision you can give him a dose of the paracetamol (Calpol).

### **For your information**

For every kilogram your baby weighs, 10mg of Calpol up to a maximum of 60mg is usually given. (For babies over 6kg, a maximum of 60mg of Calpol is recommended). This dose can be repeated every 4-6 hours if necessary. A maximum of 4 doses in a 24 hour period can be given.

For babies over 8 weeks of age: Paracetamol suspension (Calpol 2+ months) should be purchased and the instructions on the bottle/packaging followed.

If in any doubt - please do not hesitate to call the Portland Hospital Pharmacy on 0207 390 6121/6122/6123. Out of hours, please call the main hospital switchboard on 0207 580 4400 and ask for the Paediatric Bleep Holder who will be able to assist you.

### **Follow up**

A routine follow-up appointment is not required please contact HCA connect if you have any concerns and would like to arrange one.

### **6. Checklist before booking:**

- Read all the information regarding baby circumcision on the hospital website at [www.theportlandhospital.com/children/useful-links-and-downloads](http://www.theportlandhospital.com/children/useful-links-and-downloads)
- If you have any queries call The Portland Hospital on 020 7390 8020
- Once you are happy with the information please call The Portland Hospital to make a booking for your baby boy's circumcision on the above number.
- Make sure that you check all the necessary details such as the location of the procedure.

### **7. Checklist before coming to the hospital:**

- Any medical paperwork for your child if you have any
- Make sure you have sufficient time (between an hour to two hours)
- Make sure that alternative arrangements have been made for other sibling care.
- Note we have limited space during a busy clinic and therefore restricted to only the parent/parents and one grandparent attending the clinic.
- The appropriate fees